

命名规则 Naming Rules:

Y	D	L	E	45	1	G	1008085
优尔雪 Euxiur	产品类型: Type D-吊顶式冷风机 D-Side blowing type	翅片间距: Fins spacing L-4.5mm D-7mm J-9mm	除霜方式: Method of defrosting E-电热除霜 E-Electrical defrost W-水冲霜 W-water defrost H-热气除霜 H-Hot gas N-自然除霜 N-Nature defrost	风机直径: Fan diameter 25-φ250 30-φ300 40-φ400 50-φ500	风机数量 Fan quantity 1-1个风机 1-1 Fan 2-2个风机 2-2 Fans 3-3个风机 3-3 Fans 4-4个风机 4-4 Fans	G: 代表高拉伸 G: High stretched type 无G代表标准风圈 Without G means standard axial fans	型号 Model

产品特点 Product features :

铜管: 蒸发器用高效内螺纹管叉式设计, 增加管内换热面积、冷媒达到湍流状态、风量最大化利用。有效提高冷风机整体换热效率。

Copper tube : Adopting high efficiency inner grooved tubes, specially designed geometry, improve the heat exchange surface, refrigerant reach to the turbulence state, maximized air volume. Make sure the whole unit cooler in high efficiency.



举例 For example:

YDLE-4521-G008085

说明: 水平吸排风式新型冷风机;片距: 4.5mm, 电热除霜; 使用2个φ450风扇配高拉伸风圈。

Notes: Ceiling type high efficiency evaporator; fins spacing: 4.5mm; Electrical defrost; 2x450mm high stretched fans.

I. 工况条件 Working conditions

注1: SC1-空气进口温度 10°C,DT=10K, RH=85%,过热度6.5K;

Note1: SC1-Air Inlet temperature=10°C,DT=10K,RH=85%,Overheat=6.5K;

SC2-空气进口温度 0°C,DT=8K, RH=85%,过热度5.2K;

SC2-Air Inlet temperature=0°C,DT=8K,RH=85%,Overheat=5.2K;

SC3-空气进口温度 -18°C,DT=7K,RH=95%,过热度4.6K;

SC3-Air Inlet temperature=-18°C,DT=7K,RH=95%,Overheat=4.6K;

SC4-空气进口温度 -25°C,DT=6K, RH=95%,过热度3.9K;


SC4-Air Inlet temperature=-25°C,DT=6K,RH=95%,Overheat=3.9K;

注2: 噪声值为声压级, 距离冷风机1米处测量。

Note2: The data refer to sound pressure level(1m)

II. 制冷剂修正系数Refrigerant correction factors

制冷剂Refrigerant	SC1	SC2	SC3	SC4
R22	1	1	1	1
R507A	1	0.97	0.97	0.95
R404A	1.03	1	1	0.98


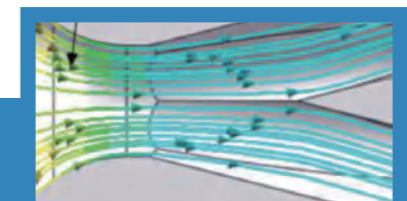


铝翅片: 采用双正弦波型铝翅片, 增加了空气的扰流, 具有最优化压降和传热性能, 翅片厚度按照国际标准并且两次翻边优化, 长期热胀冷缩后仍能保证与铜管结合紧密。高温型冷风机采用亲水油设计, 起到延缓结霜提高能效的效果。

Aluminum fins : Waved type aluminum fins add the air turbulent flow, make sure the best performance on dropping of pressure and heat transmission, thickness of fins in accordance with international standard, make sure the close integration between copper tube and fins. High temperature group use hydrophilic aluminum fins, retard defrosting and improve energy efficiency.

分配器: 采用独家设计文丘里式分配器, 高精度的加工确保分配器的均匀性、稳定性、一致性。使制冷剂可以均匀的分配到每一路盘管, 进行充分换热, 大幅提高系统的换热效率。


Distributor : Adopting specially designed venturi type, its high precision make sure the homogeneity, stability and consistency. Make sure each coil can work adequately, greatly enhance the heat exchange efficiency.





φ 300/φ 400 外转子系列 (片距4.5mm, 电制380V/3PH/50HZ, R22)
 φ 300/φ 400 External Rotor Motor series (Fin spacing: 4.5mm,
 Power supply: 380V/3PH/50HZ, R22)

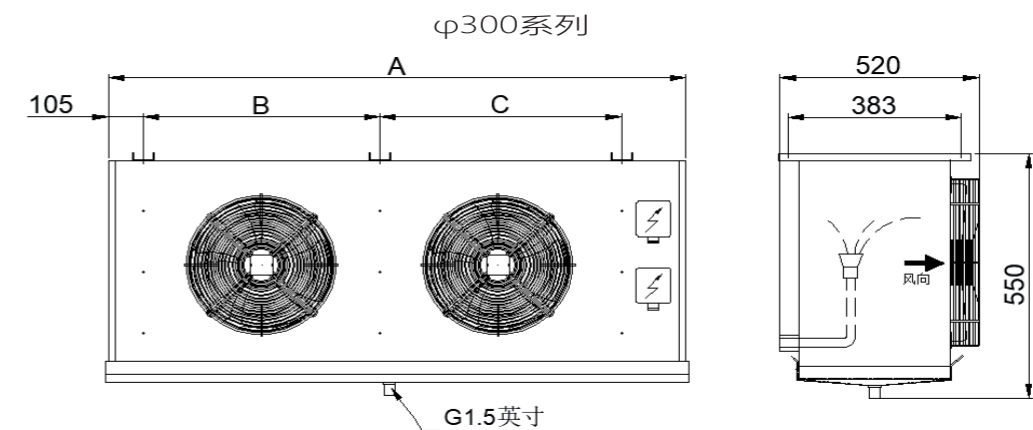
系列Series		YDLE-30			系列Series		YDLE-40	
型号 Model		1-0805045	2-0805045	3-0805045	型号 Model		2-0807060	3-0807060
制冷量 Ref.Capacity	SC1 (Kw)	3.3	6.6	9.4	制冷量 Ref.Capacity	SC1 (Kw)	12.1	17.7
	SC2 (Kw)	2.2	4.5	6.4		SC2 (Kw)	8.2	12.1
风扇数量 Fan Qty.	φ300	1	2	3	风扇数量 Fan Qty.	φ400	2	3
风机功率 Power of Fan	Kw	0.11	0.22	0.33	风机功率 Power of Fan	Kw	0.38	0.57
风机电流 Fan Current	A	0.19	0.38	0.57	风机电流 Fan Current	A	1	1.5
风量 Air flow	m ³ /h	1320	2640	3960	风量 Air flow	m ³ /h	5560	8340
射程 Air throw	m	6	6	6	射程 Air throw	m	8	8
噪音 Noise	dB	58	59	60	噪音 Noise	dB	60	61
融霜功率 Defrost power	Kw	1.08	2.15	3.25	融霜功率 Defrost power	Kw	2.9	4.30
管路容积 Tube volume	dm ³	2	4	6	管路容积 Tube volume	dm ³	7.5	11.2
接口管径 Connection	φmm	φ12/φ12	φ12/φ22	φ12/φ22	接口管径 Connection	φmm	φ16/φ28	φ16/φ28
尺寸 Dimensions	A	740	1190	1640	尺寸 Dimensions	A	1490	2090
	B	/	450	450		B	600	600
	C	480	480	480		C	630	630
重量 Weight	Kg	30	43	54	重量 Weight	Kg	68	93



钣金: 冷风机采用双层水盘设计, 集水盘与右侧门均采用铰链式可开门设计, 方便维修、检查、清扫。钣金件采用镀锌板加喷塑工艺加工, 提高产品的防腐能力。
 Casing: Double-layer water tray, hinge design help to open the water tray and side door, convenient for inspection and cleaning.

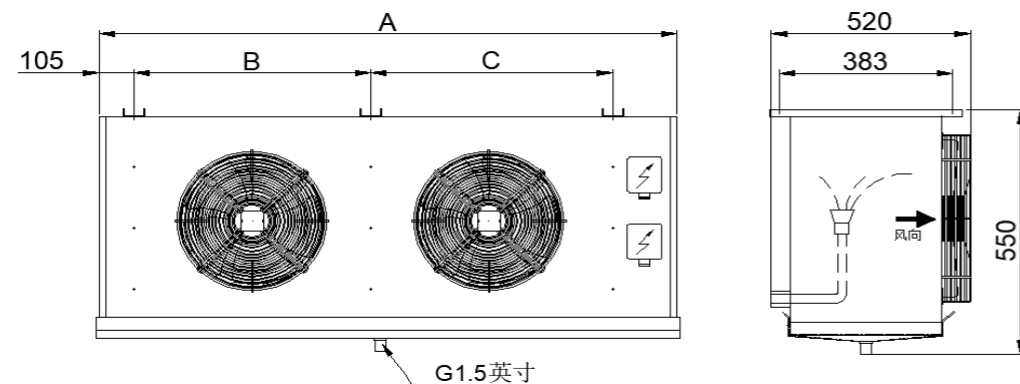


接线盒: 接线盒防水等级可达IP66, 阻燃等级V-0。保证用电安全, 让您的用电永无后顾之忧。
 Terminal box: Protection class IP66, flame rating V-0. High safety level.



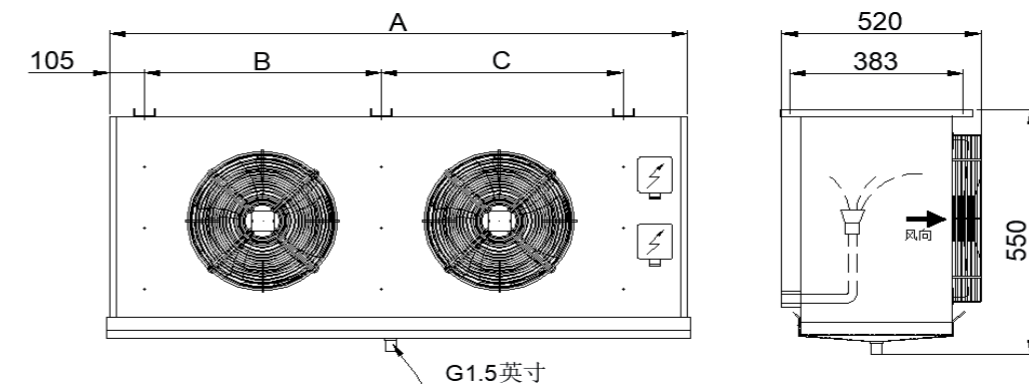
φ 300/φ 400 外转子系列 (片距7mm, 电制380V/3PH/50HZ, R22)
 φ 300/φ 400 External Rotor Motor series (Fin spacing: 7mm,
 Power supply: 380V/3PH/50HZ, R22)

系列Series		YDDE-30			系列Series		YDDE-40	
型号 Model		1-0805045	2-0805045	3-0805045	型号 Model		2-0807060	3-0807060
制冷量 Ref.Capacity	SC2 (Kw)	1.8	3.6	5.1	制冷量 Ref.Capacity	SC2 (Kw)	6.6	9.7
	SC3 (Kw)	1.4	2.9	4.1		SC3 (Kw)	5.3	7.7
风扇数量 Fan Qty.	φ300	1	2	3	风扇数量 Fan Qty.	φ400	2	3
风机功率 Power of Fan	Kw	0.11	0.22	0.33	风机功率 Power of Fan	Kw	0.38	0.57
风机电流 Fan Current	A	0.19	0.38	0.57	风机电流 Fan Current	A	1	1.5
风量 Air flow	m³/h	1380	2760	4140	风量 Air flow	m³/h	5600	8400
射程 Air throw	m	6	6	6	射程 Air throw	m	8	8
噪音 Noise	dB	58	59	60	噪音 Noise	dB	60	61
融霜功率 Defrost power	Kw	1.08	2.15	3.25	融霜功率 Defrost power	Kw	2.9	4.30
管路容积 Tube volume	dm³	2	4	6	管路容积 Tube volume	dm³	7.5	11.2
接口管径 Connection	φmm	φ12/φ12	φ12/φ22	φ12/φ22	接口管径 Connection	φmm	φ16/φ28	φ16/φ28
尺寸 Dimensions	A	740	1190	1640	尺寸 Dimensions	A	1490	2090
	B	/	450	450		B	600	600
	C	480	480	480		C	630	630
重量 Weight	Kg	29	42	53	重量 Weight	Kg	66	90



φ 300/φ 400 外转子系列 (片距9mm, 电制380V/3PH/50HZ, R22)
 φ 300/φ 400 External Rotor Motor series (Fin spacing: 9mm,
 Power supply: 380V/3PH/50HZ, R22)

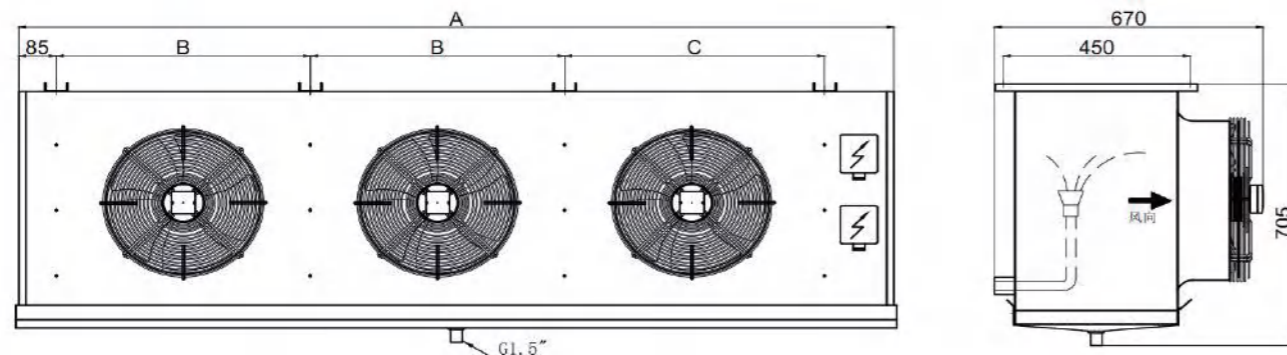
系列Series		YDJE-30			系列Series		YDJE-40	
型号 Model		1-0805045	2-0805045	3-0805045	型号 Model		2-0807060	3-0807060
制冷量 Ref.Capacity	SC3 (Kw)	1.2	2.4	3.4	制冷量 Ref.Capacity	SC3 (Kw)	4.4	6.5
	SC4 (Kw)	1.0	2.0	2.9		SC4 (Kw)	3.8	5.6
风扇数量 Fan Qty.	φ300	1	2	3	风扇数量 Fan Qty.	φ400	2	3
风机功率 Power of Fan	Kw	0.11	0.22	0.33	风机功率 Power of Fan	Kw	0.38	0.57
风机电流 Fan Current	A	0.19	0.38	0.57	风机电流 Fan Current	A	1	1.5
风量 Air flow	m³/h	1480	2860	4240	风量 Air flow	m³/h	5730	8530
射程 Air throw	m	6	6	6	射程 Air throw	m	8	8
噪音 Noise	dB	58	59	60	噪音 Noise	dB	60	61
融霜功率 Defrost power	Kw	1.08	2.15	3.25	融霜功率 Defrost power	Kw	2.9	4.30
管路容积 Tube volume	dm³	2	4	6	管路容积 Tube volume	dm³	7.5	11.2
接口管径 Connection	φmm	φ12/φ12	φ12/φ22	φ12/φ22	接口管径 Connection	φmm	φ16/φ28	φ16/φ28
尺寸 Dimensions	A	740	1190	1640	尺寸 Dimensions	A	1490	2090
	B	/	450	450		B	600	600
	C	480	480	480		C	630	630
重量 Weight	Kg	29	41	52	重量 Weight	Kg	65	88



φ 450 高拉伸系列 (片距4.5mm, 电制380V/3PH/50HZ, R22)

φ 450 High-stretched series (Fin spacing: 4.5mm,
Power supply: 380V/3PH/50HZ, R22)

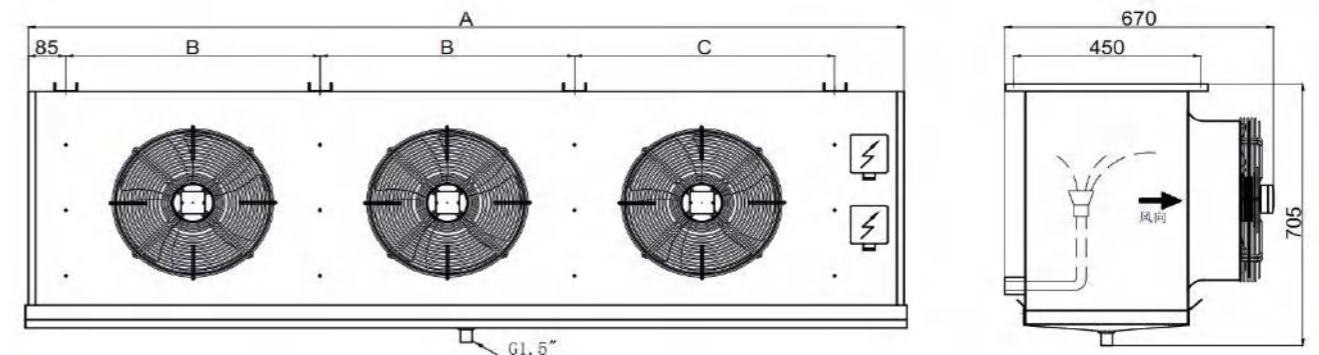
系列Series		YDLE-45G							
型号 Model		2-0808085	3-0808085	4-0808085	2-1008085	3-1008085	2-1208085	3-1208085	4-1208085
制冷量 Ref.Capacity	SC1 (Kw)	23.5	34.9	47.0	26.9	40.7	29.6	44.4	59.2
	SC2 (Kw)	16.0	23.8	32.0	18.3	27.8	20.2	30.3	40.4
风扇数量 Fan Qty.	φ450高拉伸 High-stretched series	2	3	4	2	3	2	3	4
风机功率 Power of Fan	kW	0.86	1.29	1.72	0.86	1.29	0.86	1.29	1.72
风机电流 Fan Current	A	2	3	4	2	3	2	3	4
风量 Air flow	m ³ /h	11100	16650	22200	10660	15990	10080	15270	20460
射程 Air throw	m	26	26	26	25	25	23	23	23
噪音 Noise	dB	63	64	65	63	64	63	64	65
融霜功率 Defrost power	Kw	5.4	8.2	10.8	5.4	8.2	5.4	8.2	10.8
管路容积 Tube volume	dm ³	12.1	18.1	24.1	15.1	22.7	18.1	27.2	36.3
接口管径 Connection	φmm	16/28	16/35	16/35	16/28	16/35	16/28	22/42	28/54
尺寸 Dimensions	A	1990	2840	3690	1990	2840	1990	2840	3690
	B	850	850	850	850	850	850	850	850
	C	880	880	880	880	880	880	880	880
重量 Weight	Kg	95	133	171	102	145	110	157	203



φ 450 高拉伸系列 (片距 7 mm, 电制380V/3PH/50HZ, R22)

φ 450 High-stretched series (Fin spacing: 7 mm,
Power supply: 380V/3PH/50HZ, R22)

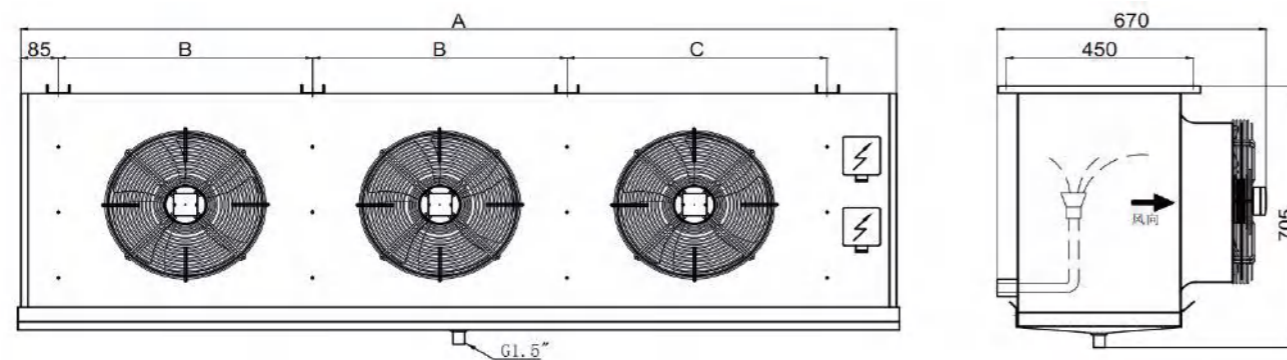
系列Series		YDDE-45G							
型号 Model		2-0808085	3-0808085	4-0808085	2-1008085	3-1008085	2-1208085	3-1208085	4-1208085
制冷量 Ref.Capacity	SC2 (Kw)	12.8	19.0	25.6	17.5	22.2	16.1	24.2	32.2
	SC3 (Kw)	9.7	14.4	19.4	11.6	17.5	13.1	19.7	26.3
风扇数量 Fan Qty.	φ450高拉伸 High-stretched series	2	3	4	2	3	2	3	4
风机功率 Power of Fan	kW	0.86	1.29	1.72	0.86	1.29	0.86	1.29	1.72
风机电流 Fan Current	A	2	3	4	2	3	2	3	4
风量 Air flow	m ³ /h	11300	16950	22600	10860	16290	10280	15570	20860
射程 Air throw	m	26	26	26	25	25	23	23	23
噪音 Noise	dB	63	64	65	63	64	63	64	65
融霜功率 Defrost power	Kw	5.4	8.2	10.8	5.4	8.2	5.4	8.2	10.8
管路容积 Tube volume	dm ³	12.1	18.1	24.1	15.1	22.7	18.1	27.2	36.3
接口管径 Connection	φmm	16/28	16/35	16/35	16/28	16/35	16/28	22/42	28/54
尺寸 Dimensions	A	1990	2840	3690	1990	2840	1990	2840	3690
	B	850	850	850	850	850	850	850	850
	C	880	880	880	880	880	880	880	880
重量 Weight	Kg	92	129	166	99	140	106	150	194



φ 450 高拉伸系列 (片距 9 mm, 电制380V/3PH/50HZ, R22)

φ 450 High-stretched series (Fin spacing: 9 mm, Power supply: 380V/3PH/50HZ, R22)

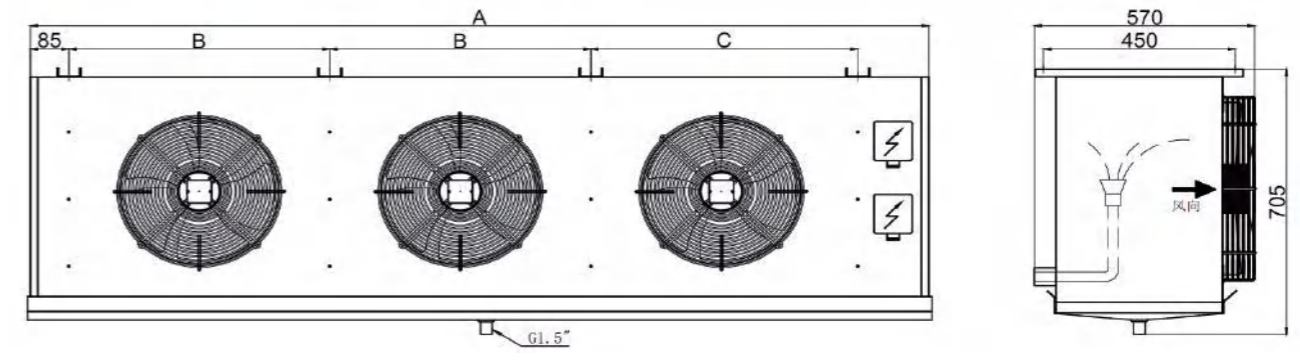
系列Series		YDJE-45G							
型号 Model		2-0808085	3-0808085	4-0808085	2-1008085	3-1008085	2-1208085	3-1208085	4-1208085
制冷量 Ref.Capacity	SC3 (Kw)	8.4	12.2	16.3	9.6	14.8	10.9	16.4	21.8
	SC4 (Kw)	7.1	10.4	14.0	8.2	12.7	9.3	14.0	18.6
风扇数量 Fan Qty.	φ450高拉伸 High-stretched series	2	3	4	2	3	2	3	4
风机功率 Power of Fan	kW	0.86	1.29	1.72	0.86	1.29	0.86	1.29	1.72
风机电流 Fan Current	A	2	3	4	2	3	2	3	4
风量 Air flow	m³/h	11500	17150	22800	11060	16490	10480	15770	21060
射程 Air throw	m	26	26	26	25	25	23	23	23
噪音 Noise	dB	63	64	65	63	64	63	64	65
融霜功率 Defrost power	Kw	5.4	8.2	10.8	5.4	8.2	5.4	8.2	10.8
管路容积 Tube volume	dm³	12.1	18.1	24.1	15.1	22.7	18.1	27.2	36.3
接口管径 Connection	φmm	16/28	16/35	16/35	16/28	16/35	16/28	22/42	28/54
尺寸 Dimensions	A	1990	2840	3690	1990	2840	1990	2840	3690
	B	850	850	850	850	850	850	850	850
	C	880	880	880	880	880	880	880	880
重量 Weight	Kg	90	126	162	96	136	103	146	187



φ 500 外转子系列 (片距4.5mm, 电制380V/3PH/50HZ, R22)

φ 500 External Rotor Motor series (Fin spacing: 4.5mm, Power supply: 380V/3PH/50HZ, R22)

系列Series		YDLE-50							
型号 Model		2-0808085	3-0808085	4-0808085	2-1008085	3-1008085	2-1208085	3-1208085	4-1208085
制冷量 Ref.Capacity	SC1 (Kw)	23.5	34.9	47.0	26.9	40.7	29.6	44.4	59.2
	SC2 (Kw)	16.0	23.8	32.0	18.3	27.8	20.2	30.3	40.4
风扇数量 Fan Qty.	φ500	2	3	4	2	3	2	3	4
风机功率 Power of Fan	Kw	0.86	1.29	1.72	0.86	1.29	0.86	1.29	1.72
风机电流 Fan Current	A	2	3	4	2	3	2	3	4
风量 Air flow	m³/h	11100	16650	22200	10660	15990	10080	15270	20460
射程 Air throw	m	18	18	18	16	16	15	15	15
噪音 Noise	dB	67	68	69	67	68	67	68	69
融霜功率 Defrost power	Kw	5.4	8.2	10.8	5.4	8.2	5.4	8.2	10.8
管路容积 Tube volume	dm³	12.1	18.1	24.1	15.1	22.7	18.1	27.2	36.3
接口管径 Connection	φmm	16/28	16/35	16/35	16/28	16/35	16/28	22/42	28/54
尺寸 Dimensions	A	1990	2840	3690	1990	2840	1990	2840	3690
	B	850	850	850	850	850	850	850	850
	C	880	880	880	880	880	880	880	880
重量 Weight	Kg	95	133	171	102	145	110	157	203



φ 500 外转子系列 (片距 7 mm, 电制380V/3PH/50HZ, R22)

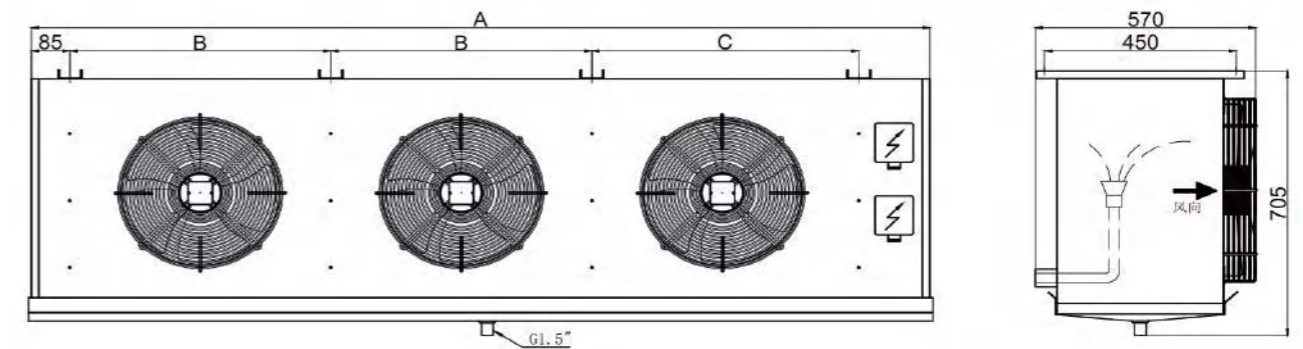
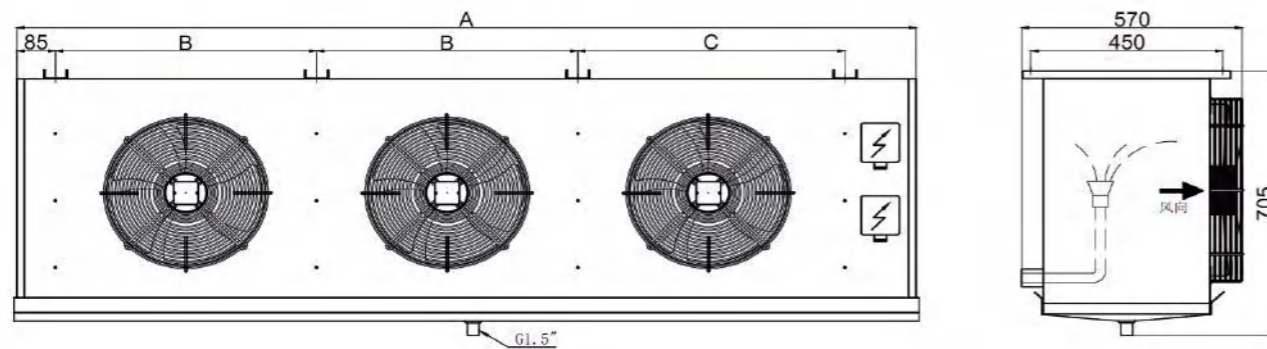
φ 500 External Rotor Motor series (Fin spacing: 7 mm, Power supply: 380V/3PH/50HZ, R22)

系列Series		YDDE-50							
型号 Model		2-0808085	3-0808085	4-0808085	2-1008085	3-1008085	2-1208085	3-1208085	4-1208085
制冷量 Ref.Capacity	SC2 (Kw)	12.8	19.0	25.6	17.5	22.2	16.1	24.2	32.2
	SC3 (Kw)	9.7	14.4	19.4	11.6	17.5	13.1	19.7	26.3
风扇数量 Fan Qty.	φ500	2	3	4	2	3	2	3	4
风机功率 Power of Fan	Kw	0.86	1.29	1.72	0.86	1.29	0.86	1.29	1.72
风机电流 Fan Current	A	2	3	4	2	3	2	3	4
风量 Air flow	m³/h	11300	16950	22600	10860	16290	10280	15570	20860
射程 Air throw	m	18	18	18	16	16	15	15	15
噪音 Noise	dB	67	68	69	67	68	67	68	69
融霜功率 Defrost power	Kw	5.4	8.2	10.8	5.4	8.2	5.4	8.2	10.8
管路容积 Tube volume	dm³	12.1	18.1	24.1	15.1	22.7	18.1	27.2	36.3
接口管径 Connection	φmm	16/28	16/35	16/35	16/28	16/35	16/28	22/42	28/54
尺寸 Dimensions	A	1990	2840	3690	1990	2840	1990	2840	3690
	B	850	850	850	850	850	850	850	850
	C	880	880	880	880	880	880	880	880
重量 Weight	Kg	92	129	166	99	140	106	150	194

φ 500 外转子系列 (片距 9 mm, 电制380V/3PH/50HZ, R22)

φ 500 External Rotor Motor series (Fin spacing: 9 mm, Power supply: 380V/3PH/50HZ, R22)

系列Series		YDJE -50							
型号 Model		2-0808085	3-0808085	4-0808085	2-1008085	3-1008085	2-1208085	3-1208085	4-1208085
制冷量 Ref.Capacity	SC3 (Kw)	8.4	12.2	16.3	9.6	14.8	10.9	16.4	21.8
	SC4 (Kw)	7.1	10.4	14.0	8.2	12.7	9.3	14.0	18.6
风扇数量 Fan Qty.	φ500	2	3	4	2	3	2	3	4
风机功率 Power of Fan	Kw	0.86	1.29	1.72	0.86	1.29	0.86	1.29	1.72
风机电流 Fan Current	A	2	3	4	2	3	2	3	4
风量 Air flow	m³/h	11500	17150	22800	11060	16490	10480	15770	21060
射程 Air throw	m	18	18	18	16	16	15	15	15
噪音 Noise	dB	67	68	69	67	68	67	68	69
融霜功率 Defrost power	Kw	5.4	8.2	10.8	5.4	8.2	5.4	8.2	10.8
管路容积 Tube volume	dm³	12.1	18.1	24.1	15.1	22.7	18.1	27.2	36.3
接口管径 Connection	φmm	16/28	16/35	16/35	16/28	16/35	16/28	22/42	28/54
尺寸 Dimensions	A	1990	2840	3690	1990	2840	1990	2840	3690
	B	850	850	850	850	850	850	850	850
	C	880	880	880	880	880	880	880	880
重量 Weight	Kg	90	126	162	96	136	103	146	187



φ 630 高拉伸系列 (片距4.5mm, 电制380V/3PH/50HZ, R22)

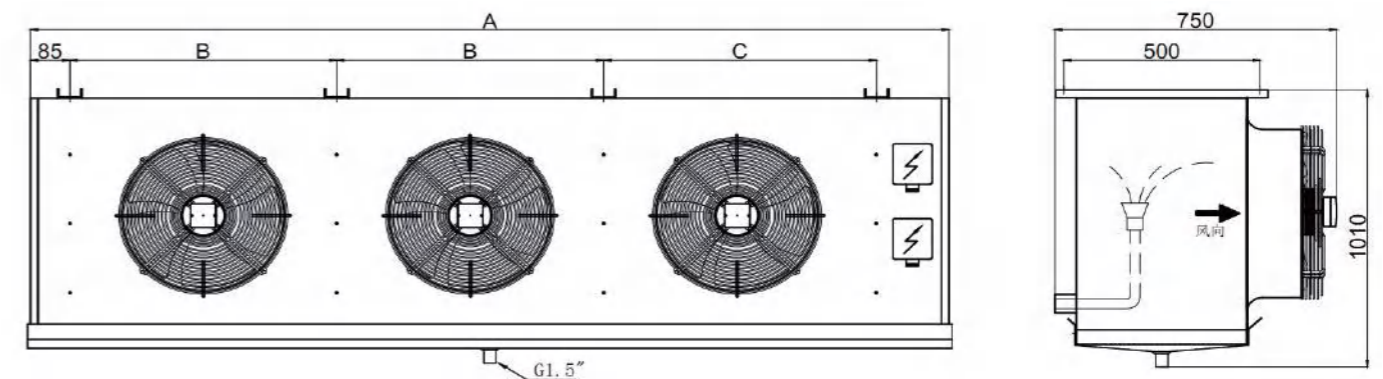
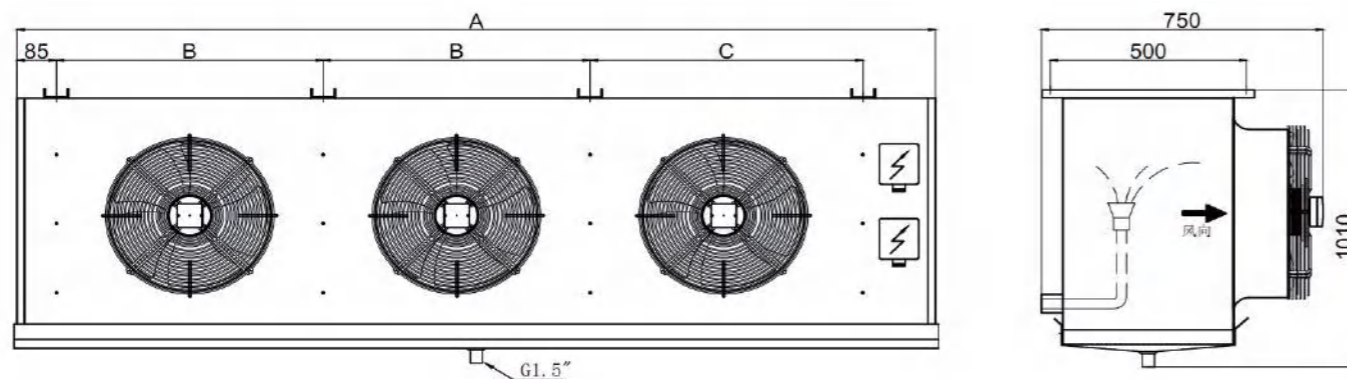
φ 630 High-stretched series (Fin spacing: 4.5mm, Power supply: 380V/3PH/50HZ, R22)

系列Series		YDLE-63G								
型号 Model		2-0812100	3-0812100	4-0812100	2-1012100	3-1012100	4-1012100	2-1212100	3-1212100	4-1212100
制冷量 Ref.Capacity	SC1 (Kw)	41.7	63.1	83.3	47.8	71.0	96.6	52.5	80.3	105.0
	SC2 (Kw)	28.4	43.0	56.8	32.6	48.4	65.9	35.8	54.8	71.6
风扇数量 Fan Qty.	φ630高拉伸 High-stretched series	2	3	4	2	3	4	2	3	4
风机功率 Power of Fan	Kw	1.7	2.55	3.4	1.7	2.55	3.4	1.7	2.55	3.4
风机电流 Fan Current	A	3.2	4.8	6.4	3.2	4.8	6.4	3.2	4.8	6.4
风量 Air flow	m ³ /h	18960	28440	37920	18000	27000	36000	17400	26100	34800
射程 Air throw	m	33	33	33	32	32	32	30	30	30
噪音 Noise	dB	72	73	74	72	73	74	72	73	74
融霜功率 Defrost power	Kw	9.6	14.4	19.2	9.6	14.4	19.2	9.6	14.4	19.2
管路容积 Tube volume	dm ³	21.3	32.0	42.7	26.7	40.0	53.4	32.0	48.0	64.0
接口管径 Connection	φmm	22/42	28/54	28/54	22/42	28/54	28/54	22/42	28/54	28/54
尺寸 Dimensions	A	2290	3290	4290	2290	3290	4290	2290	3290	4290
	B	1000	1000	1000	1000	1000	1000	1000	1000	1000
	C	1030	1030	1030	1030	1030	1030	1030	1030	1030
重量 Weight	Kg	168	240	310	182	261	337	196	281	354

φ 630 高拉伸系列 (片距7mm, 电制380V/3PH/50HZ, R22)

φ 630 High-stretched series (Fin spacing: 7mm, Power supply: 380V/3PH/50HZ, R22)

系列Series		YDDE-63G								
型号 Model		2-0812100	3-0812100	4-0812100	2-1012100	3-1012100	4-1012100	2-1212100	3-1212100	4-1212100
制冷量 Ref.Capacity	SC2 (Kw)	22.7	34.4	45.4	26.1	38.7	56.6	28.6	43.8	57.2
	SC3 (Kw)	17.3	26.1	34.5	20.6	30.6	41.6	23.2	35.5	46.3
风扇数量 Fan Qty.	φ630高拉伸 High-stretched series	2	3	4	2	3	4	2	3	4
风机功率 Power of Fan	Kw	1.7	2.55	3.4	1.7	2.55	3.4	1.7	2.55	3.4
风机电流 Fan Current	A	3.2	4.8	6.4	3.2	4.8	6.4	3.2	4.8	6.4
风量 Air flow	m ³ /h	19560	29340	39120	18600	27900	37200	18000	27000	36000
射程 Air throw	m	33	33	33	32	32	32	30	30	30
噪音 Noise	dB	72	73	74	72	73	74	72	73	74
融霜功率 Defrost power	Kw	9.6	14.4	19.2	9.6	14.4	19.2	9.6	14.4	19.2
管路容积 Tube volume	dm ³	21.3	32.0	42.7	26.7	40.0	53.4	32.0	48.0	64.0
接口管径 Connection	φmm	22/42	28/54	28/54	22/42	28/54	28/54	22/42	28/54	28/54
尺寸 Dimensions	A	2290	3290	4290	2290	3290	4290	2290	3290	4290
	B	1000	1000	1000	1000	1000	1000	1000	1000	1000
	C	1030	1030	1030	1030	1030	1030	1030	1030	1030
重量 Weight	Kg	164	232	300	176	252	325	188	270	339



φ 630 高拉伸系列 (片距9 mm, 电制380V/3PH/50HZ, R22)

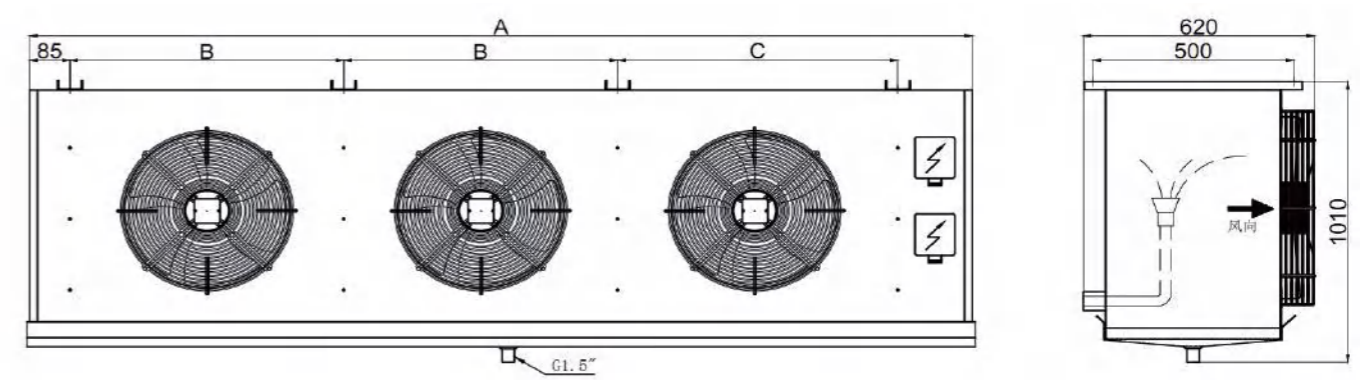
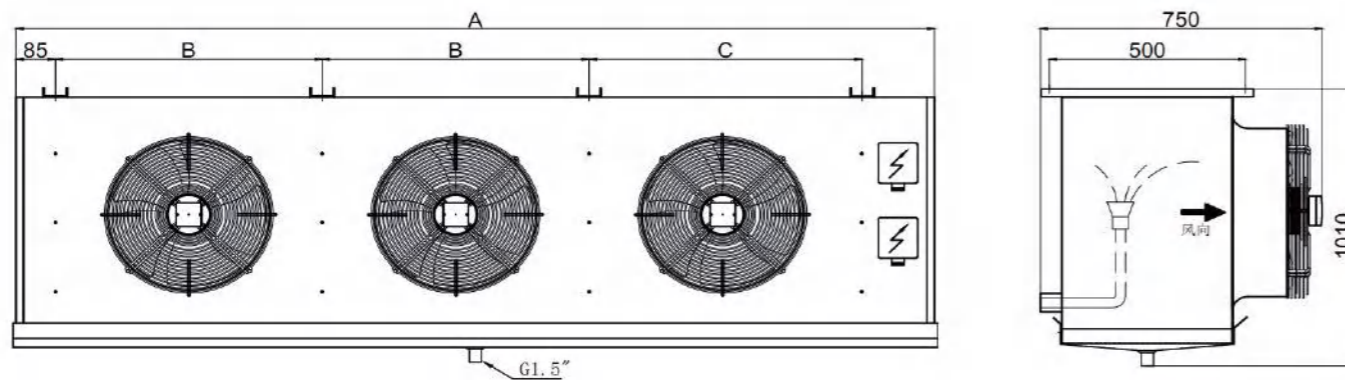
φ 630 High-stretched series (Fin spacing: 9 mm, Power supply: 380V/3PH/50HZ, R22)

系列Series		YDJE-63G								
型号 Model		2-0812100	3-0812100	4-0812100	2-1012100	3-1012100	4-1012100	2-1212100	3-1212100	4-1212100
制冷量 Ref.Capacity	SC3 (Kw)	14.6	22.1	28.6	17.4	25.8	34.5	19.6	29.8	39.4
	SC4 (Kw)	12.5	18.9	24.5	14.9	22.1	29.5	16.8	25.5	33.7
风扇数量 Fan Qty.	φ630高拉伸 High-stretched series	2	3	4	2	3	4	2	3	4
风机功率 Power of Fan	Kw	1.7	2.55	3.4	1.7	2.55	3.4	1.7	2.55	3.4
风机电流 Fan Current	A	3.2	4.8	6.4	3.2	4.8	6.4	3.2	4.8	6.4
风量 Air flow	m ³ /h	19560	29340	39120	18600	27900	37200	18000	27000	36000
射程 Air throw	m	33	33	33	32	32	32	30	30	30
噪音 Noise	dB	72	73	74	72	73	74	72	73	74
融霜功率 Defrost power	Kw	9.6	14.4	19.2	9.6	14.4	19.2	9.6	14.4	19.2
管路容积 Tube volume	dm ³	21.3	32.0	42.7	26.7	40.0	53.4	32.0	48.0	64.0
接口管径 Connection	φmm	22/42	28/54	28/54	22/42	28/54	28/54	22/42	28/54	28/54
尺寸 Dimensions	A	2290	3290	4290	2290	3290	4290	2290	3290	4290
	B	1000	1000	1000	1000	1000	1000	1000	1000	1000
	C	1030	1030	1030	1030	1030	1030	1030	1030	1030
重量 Weight	Kg	160	227	293	172	245	316	182	261	328

φ 630 外转子系列 (片距4.5mm, 电制380V/3PH/50HZ, R22)

φ 630 External Rotor Motor series (Fin spacing: 4.5mm, Power supply: 380V/3PH/50HZ, R22)

系列Series		YDLE-63								
型号 Model		2-0812100	3-0812100	4-0812100	2-1012100	3-1012100	4-1012100	2-1212100	3-1212100	4-1212100
制冷量 Ref.Capacity	SC1 (Kw)	41.7	63.1	83.3	47.8	71.0	96.6	52.5	80.3	105.0
	SC2 (Kw)	28.4	43.0	56.8	32.6	48.4	65.9	35.8	54.8	71.6
风扇数量 Fan Qty.	φ630	2	3	4	2	3	4	2	3	4
风机功率 Power of Fan	Kw	1.7	2.55	3.4	1.7	2.55	3.4	1.7	2.55	3.4
风机电流 Fan Current	A	3.2	4.8	6.4	3.2	4.8	6.4	3.2	4.8	6.4
风量 Air flow	m ³ /h	18960	28440	37920	18000	27000	36000	17400	26100	34800
射程 Air throw	m	26	26	26	23	23	23	21	21	21
噪音 Noise	dB	72	73	74	72	73	74	72	73	74
融霜功率 Defrost power	Kw	9.6	14.4	19.2	9.6	14.4	19.2	9.6	14.4	19.2
管路容积 Tube volume	dm ³	21.3	32.0	42.7	26.7	40.0	53.4	32.0	48.0	64.0
接口管径 Connection	φmm	22/42	28/54	28/54	22/42	28/54	28/54	22/42	28/54	28/54
尺寸 Dimensions	A	2290	3290	4290	2290	3290	4290	2290	3290	4290
	B	1000	1000	1000	1000	1000	1000	1000	1000	1000
	C	1030	1030	1030	1030	1030	1030	1030	1030	1030
重量 Weight	Kg	158	230	308	181	259	336	195	280	353



φ 630 外转子系列 (片距 7 mm, 电制380V/3PH/50HZ, R22)

φ 630 External Rotor Motor series (Fin spacing: 7 mm, Power supply: 380V/3PH/50HZ, R22)

系列Series		YDDE-63								
型号 Model		2-0812100	3-0812100	4-0812100	2-1012100	3-1012100	4-1012100	2-1212100	3-1212100	4-1212100
制冷量 Ref.Capacity	SC2 (kW)	22.7	34.4	45.4	26.1	38.7	56.6	28.6	43.8	57.2
	SC3 (kW)	17.3	26.1	34.5	20.6	30.6	41.6	23.2	35.5	46.3
风扇数量 Fan Qty.	φ630	2	3	4	2	3	4	2	3	4
风机功率 Power of Fan	Kw	1.7	2.55	3.4	1.7	2.55	3.4	1.7	2.55	3.4
风机电流 Fan Current	A	3.2	4.8	6.4	3.2	4.8	6.4	3.2	4.8	6.4
风量 Air flow	m ³ /h	19560	29340	39120	18600	27900	37200	18000	27000	36000
射程 Air throw	m	26	26	26	23	23	23	21	21	21
噪音 Noise	dB	72	73	74	72	73	74	72	73	74
融霜功率 Defrost power	Kw	9.6	14.4	19.2	9.6	14.4	19.2	9.6	14.4	19.2
管路容积 Tube volume	dm ³	21.3	32.0	42.7	26.7	40.0	53.4	32.0	48.0	64.0
接口管径 Connection	φmm	22/42	28/54	28/54	22/42	28/54	28/54	22/42	28/54	28/54
尺寸 Dimensions	A	2290	3290	4290	2290	3290	4290	2290	3290	4290
	B	1000	1000	1000	1000	1000	1000	1000	1000	1000
	C	1030	1030	1030	1030	1030	1030	1030	1030	1030
重量 Weight	Kg	163	231	298	175	251	323	187	269	338

φ 630 外转子系列 (片距 9 mm, 电制380V/3PH/50HZ, R22)

φ 630 External Rotor Motor series (Fin spacing: 9 mm, Power supply: 380V/3PH/50HZ, R22)

系列Series		YDJE-63								
型号 Model		2-0812100	3-0812100	4-0812100	2-1012100	3-1012100	4-1012100	2-1212100	3-1212100	4-1212100
制冷量 Ref.Capacity	SC3 (Kw)	14.6	22.1	28.6	17.4	25.8	34.5	19.6	29.8	39.4
	SC4 (Kw)	12.5	18.9	24.5	14.9	22.1	29.5	16.7	25.5	33.7
风扇数量 Fan Qty.	φ630	2	3	4	2	3	4	2	3	4
风机功率 Power of Fan	Kw	1.7	2.55	3.4	1.7	2.55	3.4	1.7	2.55	3.4
风机电流 Fan Current	A	3.2	4.8	6.4	3.2	4.8	6.4	3.2	4.8	6.4
风量 Air flow	m ³ /h	19560	29340	39120	18600	27900	37200	18000	27000	36000
射程 Air throw	m	26	26	26	23	23	23	21	21	21
噪音 Noise	dB	72	73	74	72	73	74	72	73	74
融霜功率 Defrost power	Kw	9.6	14.4	19.2	9.6	14.4	19.2	9.6	14.4	19.2
管路容积 Tube volume	dm ³	21.3	32.0	42.7	26.7	40.0	53.4	32.0	48.0	64.0
接口管径 Connection	φmm	22/42	28/54	28/54	22/42	28/54	28/54	22/42	28/54	28/54
尺寸 Dimensions	A	2290	3290	4290	2290	3290	4290	2290	3290	4290
	B	1000	1000	1000	1000	1000	1000	1000	1000	1000
	C	1030	1030	1030	1030	1030	1030	1030	1030	1030
重量 Weight	Kg	160	227	293	172	245	316	182	261	328

